





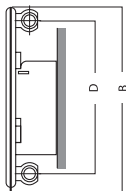
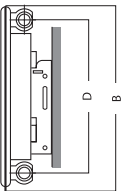
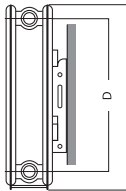
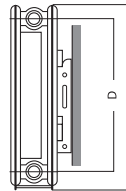
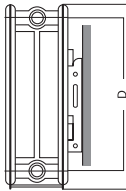
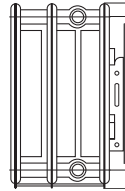


TYPE OVERZICHT

			TYPE 10	TYPE 11	TYPE 20	TYPE 21	TYPE 22	TYPE 33
B = Hoogte (mm)	D = Hart op hartafstand (mm)	Bovenaanzicht						
		Zijaanzicht						
300	253	W	317	564	577	847	1115	1635
		kg	6,22	8,53	12,01	14,33	16,92	25,27
		L	1,70	1,70	3,39	3,39	3,39	5,09
		n	1,3369	1,3459	1,3002	1,3043	1,3065	1,3162
400	353	W	420	733	730	1067	1406	2087
		kg	8,02	11,44	15,62	19,04	22,73	33,99
		L	2,19	2,19	4,39	4,39	4,39	6,58
		n	1,3306	1,3309	1,2994	1,3142	1,3219	1,3315
500	453	W	520	890	876	1270	1681	2494
		kg	9,83	14,35	19,23	23,75	28,55	42,71
		L	2,69	2,69	5,38	5,38	5,38	8,07
		n	1,3244	1,3160	1,2986	1,3242	1,3374	1,3469
600	553	W	617	1036	1016	1460	1943	2857
		kg	11,64	17,26	22,85	28,47	34,36	51,44
		L	3,19	3,19	6,38	6,38	6,38	9,56
		n	1,3181	1,3010	1,2978	1,3341	1,3528	1,3622
700	653	W	709	1172	1151	1637	2192	3180
		kg	13,44	20,16	26,46	33,18	40,18	60,16
		L	3,68	3,68	7,37	7,37	7,37	11,05
		n	1,3118	1,3182	1,2970	1,3455	1,3620	1,3708
900	853	W	883	1413	1480	1959	2660	3715
		kg	17,05	25,98	33,68	42,61	51,81	77,61
		L	4,68	4,68	9,36	9,36	9,36	14,04
		n	1,2992	1,3526	1,2953	1,3682	1,3805	1,3881

W = Warmteafgifte in Watt
 kg = Gewicht
 L = Waterinhoud
 n = Exponent
 Rekenfactor per meter radiatorlengte
 bij 75/65/20°C volgens EN 442.