



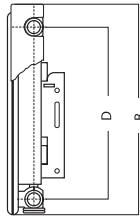
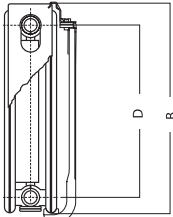
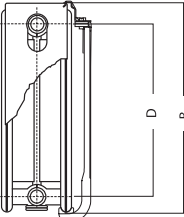
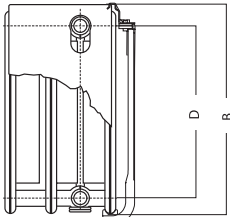


**TYPE OVERZICHT**

			TYPE 11	TYPE 21	TYPE 22	TYPE 33
B = Hoogte (mm)	D = Hart op hartafstand (mm)	Bovenaanzicht				
		Zijaanzicht				
<b>300</b>	<b>253</b>	W	560	828	1095	1591
		kg	9,70	15,20	18,11	27,02
		L	1,70	3,39	3,39	5,09
		n	1,3383	1,3066	1,3160	1,3195
<b>400</b>	<b>353</b>	W	729	1041	1390	2019
		kg	12,75	20,05	24,11	36,00
		L	2,19	4,39	4,39	6,58
		n	1,3358	1,3177	1,3275	1,3358
<b>500</b>	<b>453</b>	W	885	1239	1662	2407
		kg	15,80	24,90	30,11	44,98
		L	2,69	5,38	5,38	8,07
		n	1,3244	1,3244	1,3389	1,3520
<b>600</b>	<b>553</b>	W	1031	1425	1914	2757
		kg	18,85	29,75	36,10	53,96
		L	3,19	6,38	6,38	9,56
		n	1,3309	1,3399	1,3504	1,3683
<b>700</b>	<b>653</b>	W	1166	1601	2149	3073
		kg	21,90	34,60	42,10	62,94
		L	3,68	7,37	7,37	11,05
		n	1,3360	1,3502	1,3587	1,3740
<b>900</b>	<b>853</b>	W	1406	1924	2570	3612
		kg	28,00	44,30	54,10	80,90
		L	4,68	9,36	9,36	14,04
		n	1,3462	1,3708	1,3753	1,3853

W = Warmteafgifte in Watt  
 kg = Gewicht  
 L = Waterinhoud  
 n = Exponent  
 Rekenfactor per meter radiatorlengte  
 bij 75/65/20°C volgens EN 442.